

**Shareholding Pattern under Regulation 31 of SEBI (Listing Obligations and Disclosure Requirements) Regulations, 2015**

1.	Name of Listed Entity: <b>HPL ELECTRIC &amp; POWER LIMITED</b>
2.	Scrip Code/Name of Scrip/Class of Security: <b>BSE- 540136,NSE- HPL, EQUITY SHARES</b>
3.	Share Holding Pattern Filed under: <b>Reg. 31(1)(a)/Reg.31(1)(b)/Reg.31(1)(c)</b>
	a. if under 31(1)(b) then indicate the <b>report for quarter ended 30.09.2022</b>
	b. if under 31(1)(c) then indicate date of allotment/extinguishment: <b>N.A</b>

4. **Declaration** : The Listed entity is required to submit the following declaration to the extent of submission of information:

	Particulars	YES*	NO*
a	Whether the Listed Entity has issued any partly paid up shares?		<b>No</b>
b	Whether the Listed Entity has issued any Convertible Securities or Warrants?		<b>No</b>
c	Whether the Listed Entity has any shares against which depository receipts are issued?		<b>No</b>
d	Whether the Listed Entity has any shares in locked-in?		<b>No</b>
e	Whether any shares held by promoters are pledge or otherwise encumbered?		<b>No</b>

\*if the Listed Entity selects the option 'NO' for the questions above, the columns for the partly paid up shares, Outstanding Convertible Securities/Warrants, depository receipts, locked-in shares, No of shares pledged or otherwise encumbered by promoters, as applicable, shall not be displayed at the time of dissemination on the Stock Exchange website. Also wherever there is 'No' declared by Listed entity in above table the values will be considered as 'Zero' by default on submission of the format of holding of specified securities.

5 The tabular format for disclosure of holding of specified securities is as follows:




Table I - Summary Statement holding of specified securities

Category	Category of Shareholder	No of Shareholders	No of fully paid up equity shares held	No of Partly paid-up equity shares held	No of Shares Underlying Depository Receipts	Total No of Shares Held (VII) = (IV)+(V)+(VI)	Shareholding as a % of total no of shares (As a % of (A+B+C2))	Number of Voting Rights held in each class of securities			No of Shares Underlying Outstanding convertible securities (Including Warrants)	Shareholding as a % assuming full conversion of convertible Securities (as a percentage of diluted share capital)	Number of Locked in Shares		Number of Shares pledged or otherwise encumbered		Number of equity shares held in dematerialized form	
								No of Voting Rights		Total as a % of (A+B+C)			No.	As a % of total Shares held	No.	As a % of total Shares held		
								Class X	Class Y	Total								
(I)	(II)	(III)	(IV)	(V)	(VI)	(VII)	(VIII)	(IX)			(X)	(XI)	(XII)		(XIII)	(XIV)		
(A)	Promoter & Promoter Group	8	46718829	0	0	46718829	72.66	46718829	0	46718829	72.66	0	72.66	0	0.00	0	0.00	46718829
(B)	Public	65864	17581657	0	0	17581657	27.34	17581657	0	17581657	27.34	0	27.34	0	0.00	NA	NA	17581656
(C)	Non Promoter-Non Public																	
(C1)	Shares underlying DRs	0	0	0	0	0	NA	0	0	0	0.00	0	NA	0	0.00	NA	NA	0
(C2)	Shares held by Employees Trusts	0	0	0	0	0	0.00	0	0	0	0.00	0	0.00	0	0.00	NA	NA	0
	<b>Total:</b>	<b>65872</b>	<b>64300486</b>	<b>0</b>	<b>0</b>	<b>64300486</b>	<b>100.00</b>	<b>64300486</b>	<b>0</b>	<b>64300486</b>	<b>100.00</b>	<b>0</b>	<b>100.00</b>	<b>0</b>	<b>0.00</b>	<b>0</b>	<b>0.00</b>	<b>64300485</b>



Table II - Statement showing shareholding pattern of the Promoter and Promoter Group

Category	Category & Name of the Shareholder	PAN	No of Shareholders	No of fully paid up equity shares held	No of Partly paid-up equity shares held	No of Shares Underlying Depository Receipts	Total No of Shares Held (V+V+VI)	Shareholding as a % of total no of shares (calculated as per SCRR, 1957 (VIII) As a % of (A+B+C2)	Number of Voting Rights held in each class of securities			No of Shares Underlying convertible securities (Including Warrants)	Shareholding as a % assuming full conversion of convertible Securities (as a percentage of diluted share capital) (VII)+(X) As a % of (A+B+C2)	Number of Locked In Shares		Number of Shares pledged or otherwise encumbered		Number of equity shares held in dematerialized form	Category	
									No of Voting Rights		Total as a % of (A+B+C)			No.	As a % of total Shares held	No.	As a % of total Shares held			
									Class X	Class Y	Total									
(I)	(II)	(III)	(IV)	(V)	(VI)	(VII)	(VIII)	(IX)			(X)	(XI)	(XII)	(XIII)	(XIV)					
(1)	Indian																			
(a)	Individuals/Hindu undivided Family		4	14626806	0	0	14626806	22.75	14626806	0	14626806	22.75	0	22.75	0	0.00	0	0.00	14626806	Promoter group
	PRAVEEN SETH	AAMP52424C	1	2133098	0	0	2133098	3.32	2133098	0	2133098	3.32	0	3.32	0	0.00	0	0.00	2133098	Promoter
	LALIT SETH	AATPS1284R	1	8030228	0	0	8030228	12.49	8030228	0	8030228	12.49	0	12.49	0	0.00	0	0.00	8030228	Promoter
	GAUTAM SETH	AATPS1285Q	1	2231740	0	0	2231740	3.47	2231740	0	2231740	3.47	0	3.47	0	0.00	0	0.00	2231740	Promoter group
	RISHI SETH	AATPS1286P	1	2231740	0	0	2231740	3.47	2231740	0	2231740	3.47	0	3.47	0	0.00	0	0.00	2231740	Promoter group
(b)	Central Government/State Government(s)		0	0	0	0	0	0.00	0	0	0	0.00	0	0.00	0	0.00	0	0.00	0	
(c)	Financial Institutions/Banks		0	0	0	0	0	0.00	0	0	0	0.00	0	0.00	0	0.00	0	0.00	0	
(d)	Any Other		4	32092023	0	0	32092023	49.91	32092023	0	32092023	49.91	0	49.91	0	0.00	0	0.00	32092023	
	HAVELLS ELECTRONICS PVT LTD	AAACH0774P	1	11652130	0	0	11652130	18.12	11652130	0	11652130	18.12	0	18.12	0	0.00	0	0.00	11652130	Promoter
	HAVELLS PRIVATE LIMITED	AAACH0878E	1	2842655	0	0	2842655	4.42	2842655	0	2842655	4.42	0	4.42	0	0.00	0	0.00	2842655	Promoter
	HPL INDIA LIMITED	AAACH1367L	1	17573238	0	0	17573238	27.33	17573238	0	17573238	27.33	0	27.33	0	0.00	0	0.00	17573238	Promoter
	JESONS IMPEX PVT LTD	AAACIO670J	1	24000	0	0	24000	0.04	24000	0	24000	0.04	0	0.04	0	0.00	0	0.00	24000	Promoter group
	Sub-Total [A][1]		8	46718829	0	0	46718829	72.66	46718829	0	46718829	72.66	0	72.66	0	0.00	0	0.00	46718829	
(2)	Foreign																			
(a)	Individuals (Non-Resident Individuals/Foreign Individuals)		0	0	0	0	0	0.00	0	0	0	0.00	0	0.00	0	0.00	0	0.00	0	
(b)	Government		0	0	0	0	0	0.00	0	0	0	0.00	0	0.00	0	0.00	0	0.00	0	
(c)	Institutions		0	0	0	0	0	0.00	0	0	0	0.00	0	0.00	0	0.00	0	0.00	0	
(d)	Foreign Portfolio investor		0	0	0	0	0	0.00	0	0	0	0.00	0	0.00	0	0.00	0	0.00	0	
(e)	Any Other		0	0	0	0	0	0.00	0	0	0	0.00	0	0.00	0	0.00	0	0.00	0	
	Sub-Total [A][2]		0	0	0	0	0	0.00	0	0	0	0.00	0	0.00	0	0.00	0	0.00	0	
	Total Shareholding of Promoter and Promoter Group A=[A][1]+[A][2]		8	46718829	0	0	46718829	72.66	46718829	0	46718829	72.66	0	72.66	0	0.00	0	0.00	46718829	





**TABLE IIIA****Details of the shareholders acting as persons in Concert including their Shareholding:**

Name of Shareholder	Name of PAC	No of shares	Holding%
NIL	NIL		

**TABLE IIIB****Details of Shares which remain unclaimed may be given hear along with details such as number of shareholders, outstanding shares held in demat/unclaimed suspense account, voting rights which are frozen etc.**

No of Shareholders	No of shares
NIL	NIL





Table IV - Statement showing shareholding pattern of the Non Promoter - Non Public Shareholder

Category	Category & Name of the Shareholder	PAN	No of Shareholders	No of fully paid up equity shares held	No of Partly paid-up equity shares held	No of Shares Underlying Depository Receipts	Total No of Shares Held (IV+V+VI)	Shareholding as a % of total no of shares (A+B+C2)	Number of Voting Rights held in each class of securities			No of Shares Underlying Outstanding convertible securities (including Warrants)	Shareholding as a % assuming full conversion of convertible Securities (as a percentage of diluted share capital)	Number of Locked in Shares		Number of Shares pledged or otherwise encumbered		Number of equity shares held in dematerialized form	
									No of Voting Rights		Total as a % of (A+B+C)			No.	As a % of total Shares held	No.	As a % of total Shares held		
									Class X	Class Y									Total
	(I)	(II)	(III)	(IV)	(V)	(VI)	(VII)	(VIII)	(IX)			(X)	(XI)	(XII)		(XIII)		(XIV)	
(1)	Custodian/DR Holder		0	0	0	0	0	0.00	0	0	0	0.00	0	0.00	0	0.00	NA	NA	0
(2)	Employee Benefit Trust (under SEBI(Share based Employee Benefit) Regulations 2014)		0	0	0	0	0	0.00	0	0	0	0.00	0	0.00	0	0.00	NA	NA	0
	<b>Total Non-Promoter-Non Public Shareholding (C) = (C)(1)+(C)(2)</b>		<b>0</b>	<b>0</b>	<b>0</b>	<b>0</b>	<b>0</b>	<b>0.00</b>	<b>0</b>	<b>0</b>	<b>0</b>	<b>0.00</b>	<b>0</b>	<b>0.00</b>	<b>0</b>	<b>0.00</b>			<b>0</b>



<b>Table VI - Statement showing foreign ownership limits</b>		
	Board approved limits	Limits utilized
As on shareholding date	49%	0%
As on the end of previous 1st quarter	49%	0%
As on the end of previous 2nd quarter	49%	0%
As on the end of previous 3rd quarter	49%	0%
As on the end of previous 4th quarter	49%	0%

